



DuPont Films

High Performance Films

Kapton®

polyimide film

Corona Resistant Kapton® CR Takes Electrical Insulation Design and Reliability to New Levels

Improved Margin of Operational Safety

DuPont Kapton® CR polyimide film was developed specifically to withstand the damaging effects of “corona,” which can cause ionization and eventual breakdown of an insulation material or system when the voltage stress reaches a critical level.

In development and testing by DuPont with ABB Industrie AG Switzerland (a subsidiary of the multinational ABB group) and Siemens AG, two of the world’s foremost traction motor manufacturers, Kapton® CR shows corona resistance or voltage endurance of greater than 100,000 hr at 20 kV/mm (500 V/mil) at 50 Hz. Kapton® CR also provides twice the thermal conductivity (0.385 W/m·K) of standard Kapton®. These substantial property improvements increase the margin of operational safety and open the door to new electrical design possibilities in traction motors, transformers, and electrical rotating machines.

Table 1 shows the properties of Kapton® CR and **Table 2** shows the properties of the heat-sealable version, Kapton FCR®, which is laminated to DuPont Teflon® FEP film. As you can see, these next-generation insulation materials retain all the other excellent electrical, thermal, mechanical, and physical properties for which standard Kapton® is known.

Excellent Results in Corona Resistance Testing

Figure 1 compares the corona resistance of Kapton® CR to that of standard Kapton® HN. At a voltage stress of 20 kV/mm (500 V/mil) AC at 50 Hz, for example, Kapton® CR has a life endurance in excess of 100,000 hr (11½ yr), compared to 200 hr for Kapton® HN. Similar substantial improvements in corona resistance are seen at other voltages as well. Testing was performed independently by DuPont, ABB Industrie AG Switzerland, and Siemens AG according to IEC 343.

Figure 1. Comparison of Corona Resistance of Kapton® 100 CR versus Kapton® 100 HN. Based on measurements performed by DuPont, ABB Industrie AG Switzerland, and Siemens AG according to IEC 343.

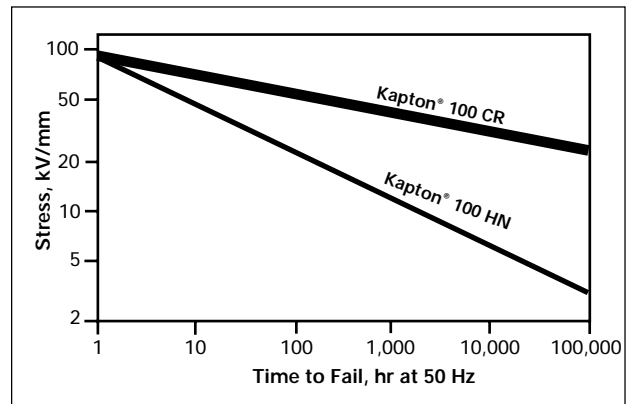


Table 1
Typical Properties of Kapton® Type 100 CR Polyimide Film, 25 µm (1 mil)

Property	Typical Value at 23°C (73°F)	Test Method
Electrical		
Corona Resistance, hr at 20 kV/mm at 50 Hz	>100,000	IEC-343
Dielectric Strength, kV/mm (V/mil)	291 (7,400)	ASTM D-149-81
Dielectric Constant	3.9	ASTM D-150-81
Dissipation Factor	0.003	ASTM D-150-81
Volume Resistivity, ohm-cm	2.3×10^{16}	ASTM D-257-78
Surface Resistivity, ohm/sq	3.6×10^{16}	ASTM D-257-78
Mechanical		
Ultimate Tensile Strength, MPa (psi)	152 (22,100)	ASTM D-882-91
Yield Point at 3%, MPa (psi)	66 (9,500)	ASTM D-882-91
Stress to Produce 5% Elongation, MPa (psi)	86 (12,500)	ASTM D-882-91
Ultimate Elongation, %	40	ASTM D-882-91
Tensile Modulus, GPa (psi)	3.2 (463,000)	ASTM D-882-91
Tear Strength—Propagating, N (lbf)	0.03 (0.007)	ASTM D-1922
Tear Strength—Initial, N (lbf)	11 (2.5)	ASTM D-1004-90
Density, g/cm ³	1.54	ASTM D-1505-90
Yield, m ² /kg (ft ² /lb)	25.5 (125)	—
Thermal		
Coefficient of Thermal Conductivity, W/m·K	0.385	Univ. of Delaware Method
Flammability	94 V-0	UL-94 (Tested by DuPont)
Shrinkage, % at 150°C (302°F)	0.2	ASTM D-5214-91
400°C (752°F)	0.6	

Table 2
Typical Properties of Kapton® Type 150 FCR 019 Polyimide Film, 37.5 µm (1.5 mil)

Property	Typical Value at 23°C (73°F)	Test Method
Electrical		
Corona Resistance, hr at 20 kV/mm at 50 Hz	>100,000	IEC-343
Dielectric Strength, kV/mm (V/mil)	173 (4,400)	ASTM D-149-81
Dielectric Constant	2.9	ASTM D-150-81
Dissipation Factor	0.001	ASTM D-150-81
Volume Resistivity, ohm-cm	5.3×10^{16}	ASTM D-257-78
Surface Resistivity, ohm/sq	1.6×10^{15}	ASTM D-257-78
Mechanical		
Ultimate Tensile Strength, MPa (psi)	117 (17,000)	ASTM D-882-91
Yield Point at 3%, MPa (psi)	48 (7,000)	ASTM D-882-91
Stress to Produce 5% Elongation, MPa (psi)	62 (9,000)	ASTM D-882-91
Ultimate Elongation, %	43	ASTM D-882-91
Tensile Modulus, GPa (psi)	2.4 (348,000)	ASTM D-882-91
Tear Strength—Propagating, N (lbf)	0.05 (0.012)	ASTM D-1922
Tear Strength—Initial, N (lbf)	5.3 (1.2)	ASTM D-1004-90
Density, g/cm ³	1.72	ASTM D-1004-90
Yield, m ² /kg (ft ² /lb)	15.79 (77.4)	—
Bonding, N/cm (lb/in)		
Teflon® FEP to Kapton® CR	7.7 (4.4)	DuPont Test
Teflon® FEP to Copper	7.9 (4.5)	DuPont Test
Laminate Bond as Received	1.2 (0.7)	DuPont Test

Figure 2 compares the corona resistance of Kapton® FCR, a heat-sealable version laminated to Teflon® FEP film, with that of standard Kapton® FN, which is also laminated to Teflon®. As expected, the corona resistance of Kapton® FCR is substantially more than that of standard, laminated Kapton® FN.

Excellent Insulating Properties for Magnet Wire

Throughout the development program, Swiss Insulating Works performed a series of magnet wire tests comparing next-generation to standard Kapton®. These results are summarized in **Table 3**. Kapton® FCR exhibits properties almost identical to those of Kapton® FN, both of which are well in excess of typical specifications.

Figure 2. Comparison of Corona Resistance of Kapton® 150 FCR 019 versus Kapton® 150 FN 019. DuPont testing performed according to IEC 343.

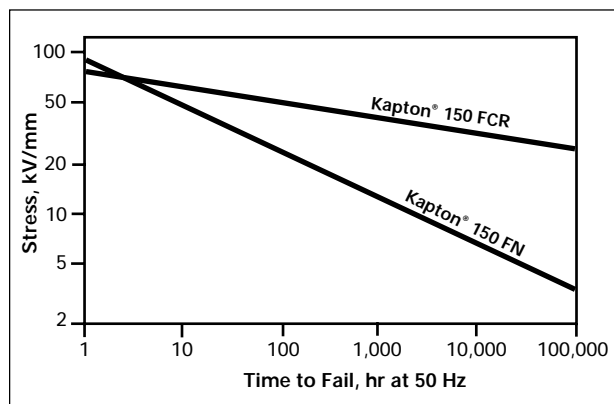


Table 3
Comparison of Magnet Wire Insulating Properties for Kapton® Type 150 FCR 019 Polyimide Film and Kapton® Type 150 FN 019 Polyimide Film*

Property	Kapton® 150 FN 019	Kapton® 150 FCR 019	Kapton® 150 FN 019	Kapton® 150 FCR 019
Number of Wraps	1	1	1	1
Lapping, %	50	50	53	53
Insulation Increase, mm	0.15	0.15	0.21	0.21
Breakdown Voltage, Straight, IEC 851-5, kV				
Min.	4.5	4.0	6.0	6.0
Avg.	6.0	5.5	7.0	7.0
Bend Test, IEC 851-3 2x Width Edgewise, kV				
Min.	4.5	4.0	5.0	5.0
Avg.	5.5	5.0	6.0	6.0
2x Thickness Flat, kV				
Min.	4.5	4.0	5.0	5.0
Avg.	5.5	5.0	6.0	6.0
Bend Test After Heat Shock (30 min at 220°C [428°F]), IEC 851-6, kV				
Min.	4.5	4.0	5.0	4.5
Avg.	5.5	5.0	6.0	5.5

*Data provided by Swiss Insulating Works.

Excellent Resistance to Voltage Breakdown

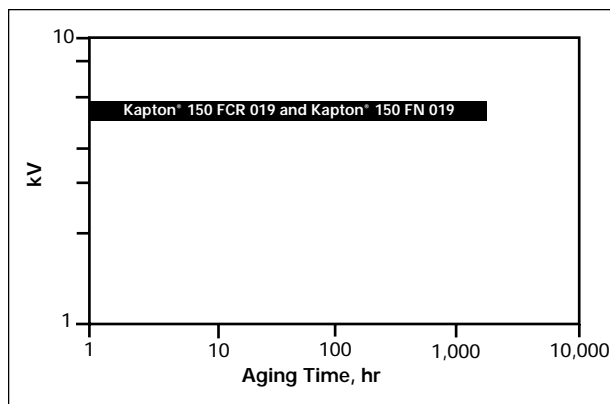
Using magnet wire prepared by Swiss Insulating Works, Siemens AG compared the voltage breakdown of Kapton® FCR versus standard Kapton® FN in a shot bath according to IEC 251-3. The magnet wire was aged at 250°C (482°F), placed in a lead shot bath, and a voltage was applied. The results in **Figure 3** show that even after 2,000 hr at 250°C (482°F), there is no degradation for either Kapton® FCR or Kapton® FN.

Applications and Availability

Traction motor manufacturers are in the process of evaluating Kapton® CR, and it has already been adopted by ABB Industrie AG Switzerland for use in its Veridur®-Plus insulating system. It can also be used in transformers, electrical rotating machines (for example, in generators), and any other insulation application where corona is a concern.

Kapton® CR is available in a variety of widths, 3.0 mm to 1,200 mm, in 25 µm thickness. Thicker versions are planned and custom gauges can be discussed. A heat-sealable version, consisting of 25 µm Kapton® CR laminated to 12.5 µm Teflon® FEP film, is also available.

Figure 3. Comparison of Voltage Breakdown of Kapton® 150 FCR 019 and Kapton® 150 FN 019 in a Shot Bath (IEC 251-3). Magnet wire was immersed in lead beads and thermally aged at 250°C (482°F) by Siemens AG. No degradation was seen up to 2,000 hr for either Kapton® FCR or Kapton® FN. Both magnet wires gave excellent results within the band shown in the chart.



United States

DuPont High Performance Films
P.O. Box 89
Route 23 South and DuPont Road
Circleville, OH 43113
Ordering Information:
(800) 967-5607
Product Information:
(800) 237-4357
Fax: (800) 879-4481

Europe

DuPont de Nemours
(Luxembourg) S.A.
Contern
L-2984 Luxembourg
Grand Duchy of Luxembourg
(352) 36-66-403
Fax: (352) 36-00-12

Asia Pacific

Japan
DuPont Kabushiki Katsha
Arco Tower
8-1, Shimomeguro 1-chome
Meguro-ku, Tokyo 153
Japan
81-3-5434-6139
Fax: 81-3-5434-6193

The information given herein is based on data believed to be reliable, but DuPont makes no warranties express or implied as to its accuracy and assumes no liability arising out of its use by others. This publication is not to be taken as a license to operate under, or recommendation to infringe, any patent.

Caution: Do not use in medical applications involving permanent implantation in the human body. For other medical applications, see "DuPont Medical Caution Statement," H-50102.

