

DuPont QS87 Series Resistors

SERIES Q-Q SIL

Technical Data Sheet

Product Description

The DuPont QS87 series resistors were designed for thick film hybrid applications and typically use high silver content termination materials. There is no blend break with this system which can provide values ranging between 1 Ohm to 100 MegOhms per square. The DuPont QS87 series members provide very good laser trim stability.

Processing Substrates

Properties are based on tests on 96% alumina substrates. Substrates of other chemical compositions or from various manufacturers may result in variations in performance characteristics.

Terminations

Reported properties are based on tests with QS170 silver/platinum conductor composition, prefired at 850°C. Excellent results have also been obtained using DuPont QS175 silver, prefired at 850°C.

Printing

Specified properties are based on resistors printed to 25±2 µm dried print thickness. This is readily achieved using 200-mesh stainless steel screens with 15±3 µm emulsion thicknesses.

Drying

Print should be allowed to level for 5-10 minutes at room temperature and then dry for 10-15 minutes at 150°C.

Firing

Resistivity and TCR specifications are based on the recommended short firing profile with a 10 minute peak at 850°C.

Composition Properties

Test	Properties
Viscosity (Pa.s) (Brookfield HBT, UC&S 10 rpm, 25°C)	145-210
Thinner	DuPont 4036 or DuPont 8250 or DuPont 4553
Coverage (cm ² /g)	80 - 110

This table shows anticipated typical physical properties for DuPont QS87 series based on specific controlled experiments in our labs and are not intended to represent the product specifications, details of which are available upon request.

Encapsulation

In general, glass encapsulation is not required. However, for applications in need of mechanical protection or protection from extreme environments such as high temperature nitrogen or forming gas, encapsulant QQ550 fired at 500°C is recommended.

Storage and Shelf Life

Containers should be stored, tightly sealed, in a clean, stable environment at room temperature (<25°C). Shelf life of material in unopened containers is six months from date of shipment. Some settling of solids may occur and compositions should be thoroughly mixed prior to use.

Safety and Handling

For Safety and Handling information pertaining to this product, read the Material Safety Data Sheet (MSDS).

Composition Properties

	QS869	QS870	QS871	QS872	QS873	QS874	QS875	QS876
Resistivity ^{1,2} (Ω /sq):	1.5	3	10	100	1K	10K	100K	1M
Shipping Specification: (%)	± 20	± 10	± 10	± 10	± 10	± 10	± 10	± 20
Coefficient of Variation: (CV%)	≤ 5	≤ 5	≤ 5	≤ 5	≤ 5	≤ 5	≤ 5	≤ 5
Temperature Coefficient Of Resistance ³ (TCR) ppm/ $^{\circ}$ C	0 ± 200	0 ± 100	0 ± 100	0 ± 100	0 ± 100	0 ± 100	0 ± 100	0 ± 150
Short Term Overload Voltage ⁴ (STOL) V/mm	3.5	5	9	30	75	200	355	392
Standard Working Voltage ⁵ : (STOL) V/mm	1.4	2	4	12	30	80	142	157
Maximum Rated Power Dissipation ⁶ : (MRPD) mW/mm ²	727	890	865	900	560	500	170	18
Electrostatic Discharge ⁷ : (ESD) % Δ R 2,000 Volts 5,000 Volts Quan Tech Noise ⁸ dB		-0.1 -0.1 -23	-0.1 0.7 -22	0.1 -0.1 -19	-0.1 -0.6 -15	-0.4 -0.5 -5	-0.8 -0.2 -8	-0.6 -0.9 -
<p>(2) Resistor geometry R, TCR, CV: 1.5 x 1.5 mm STOL, ESD, Noise: 1 x 1 mm laser trimmed to 1.5x fired value</p> <p>(3) TCR Cold TCR measured from -55°C to $+25^{\circ}$C. Hot TCR measured from $+25^{\circ}$C to $+125^{\circ}$C.</p> <p>(4) STOL Short term overload voltage required (5 second duration) to induce a permanent resistance change of $<0.25\%$.</p> <p>(5) Standard Working Voltage $0.4 \times$ STOL</p> <p>(6) Maximum Rated Power Dissipation (Standard Working Voltage)² Resistance</p> <p>(7) Electrostatic Discharge measures the $\Delta R\%$ after 1 pulse at specified voltage.</p> <p>(8) Quan Tech Noise Unencapsulated resistors, Equipment limitations precluded testing of 1 MΩ/sq resistor.</p>								

This table shows anticipated typical physical properties for DuPont QS87 series based on specific controlled experiments in our labs and are not intended to represent the product specifications, details of which are available upon request.

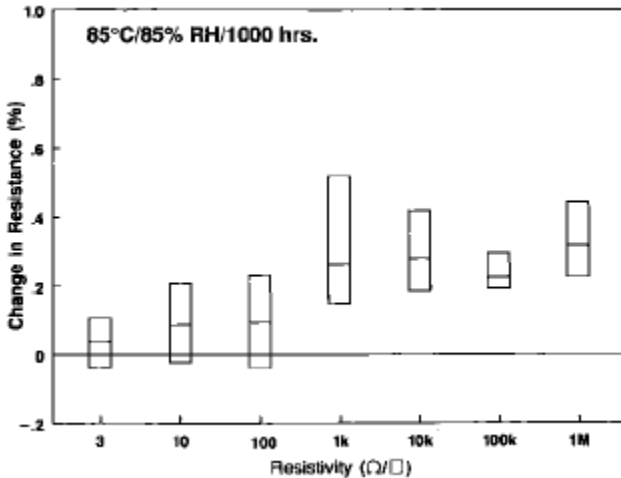
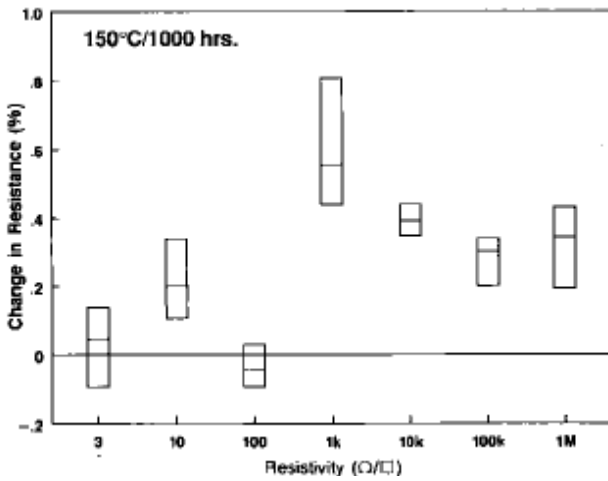
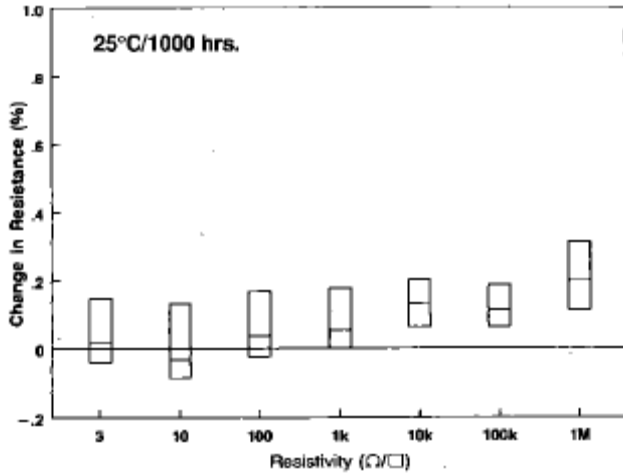


The miracles of science™

1000 Hour Laser Trim Stability

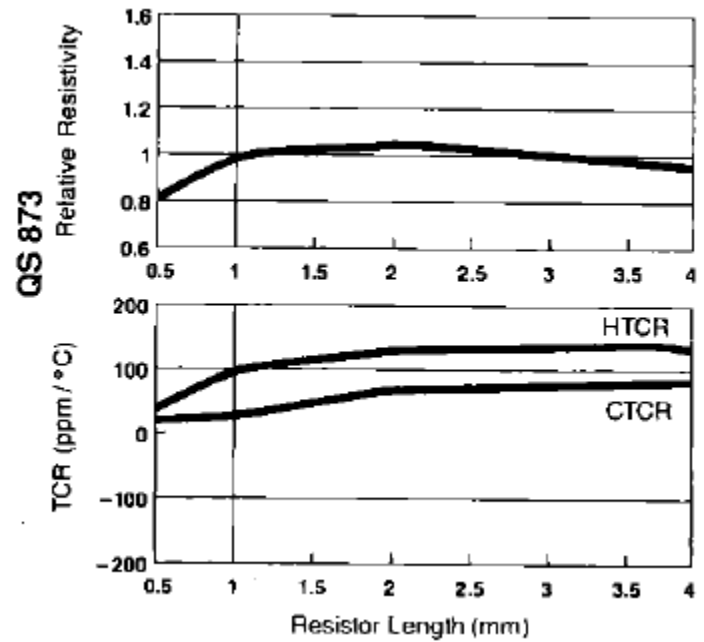
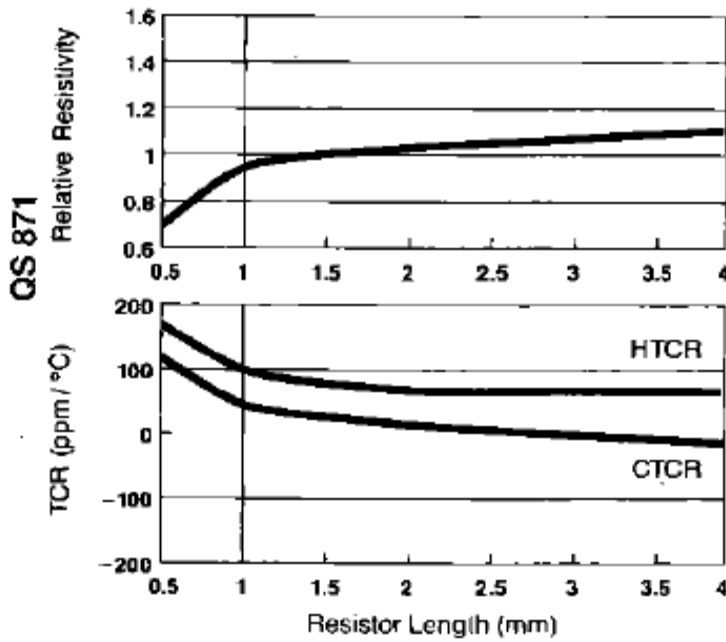
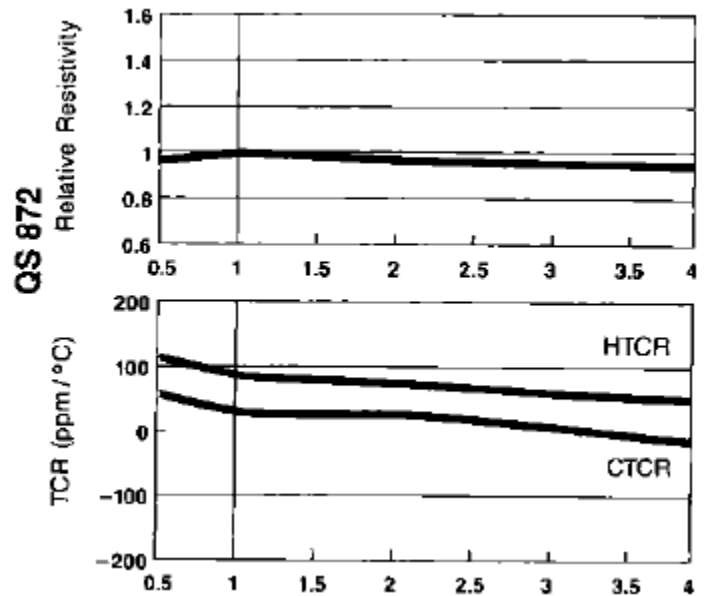
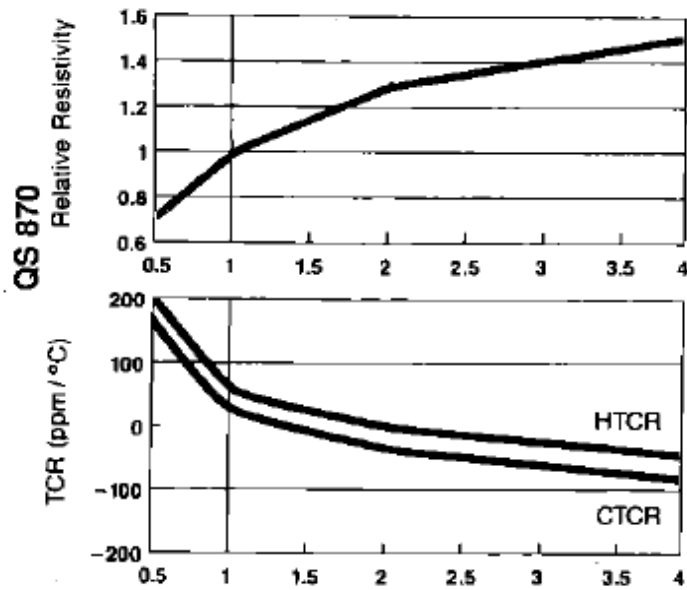
This data is based on test of 1 mm x 1 mm unencapsulated resistors terminated with DuPont QS170 silver/platinum conductor fired in the recommended short firing profile.

Environmental Stability DuPont QS87 Resistors on DuPont QS170



The miracles of science™

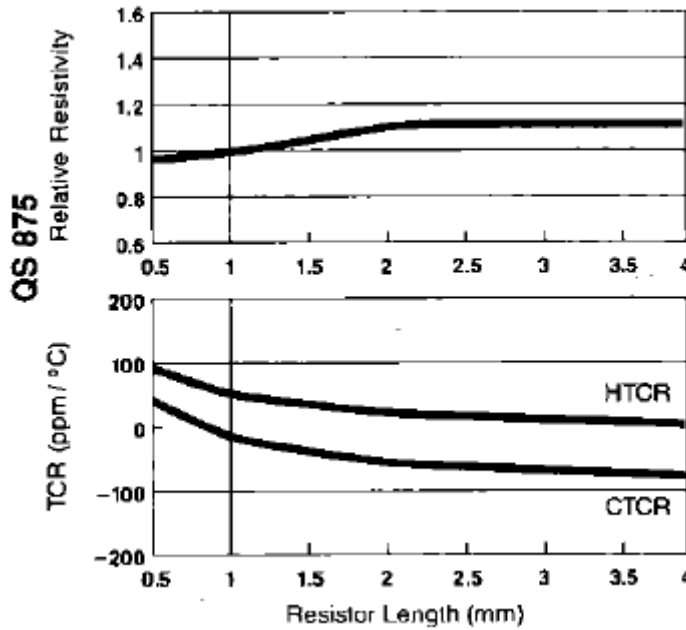
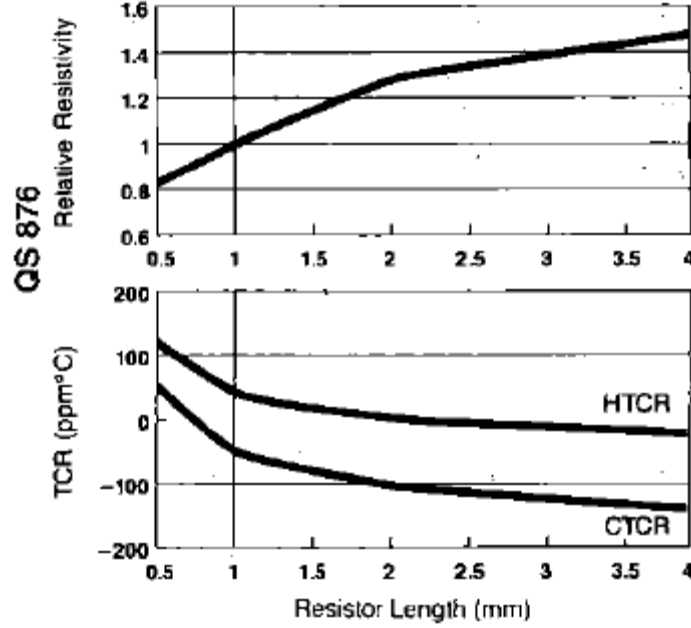
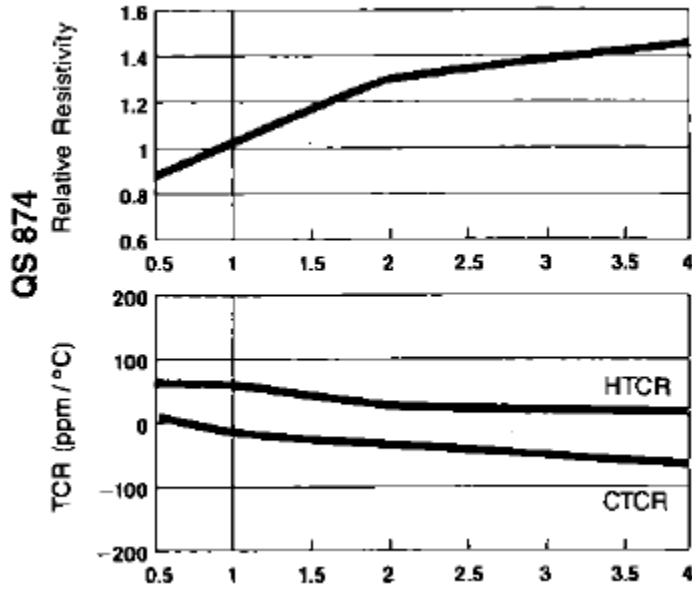
Length Effect



The miracles of science™

Length Effect (cont.)

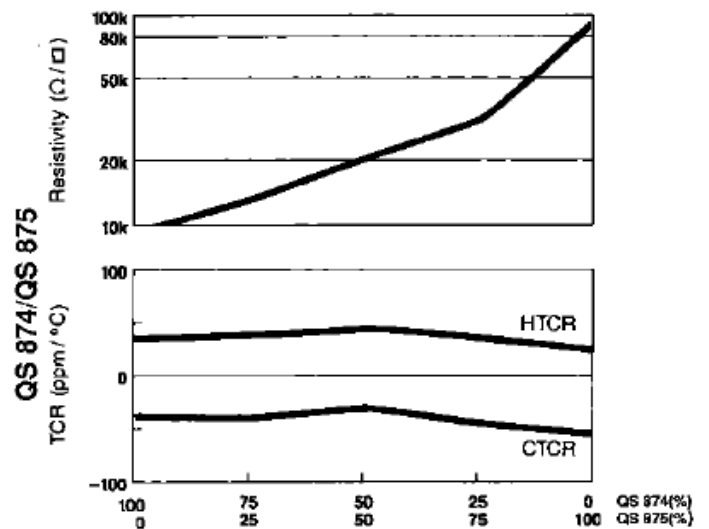
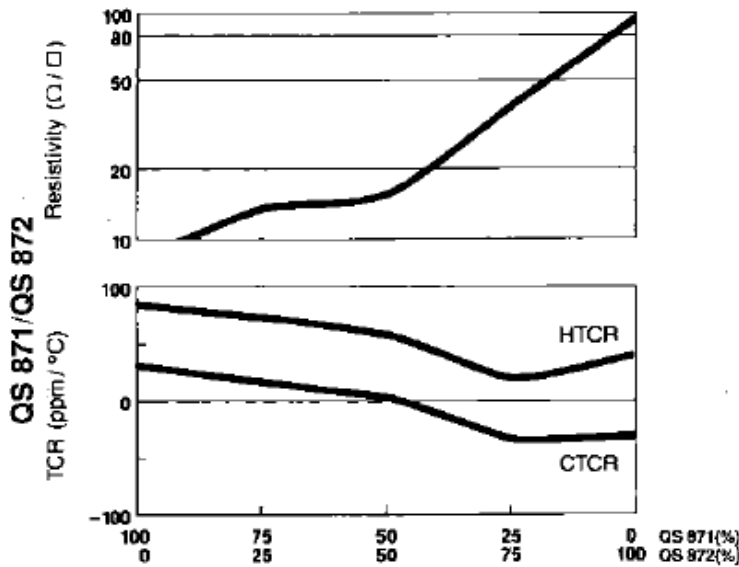
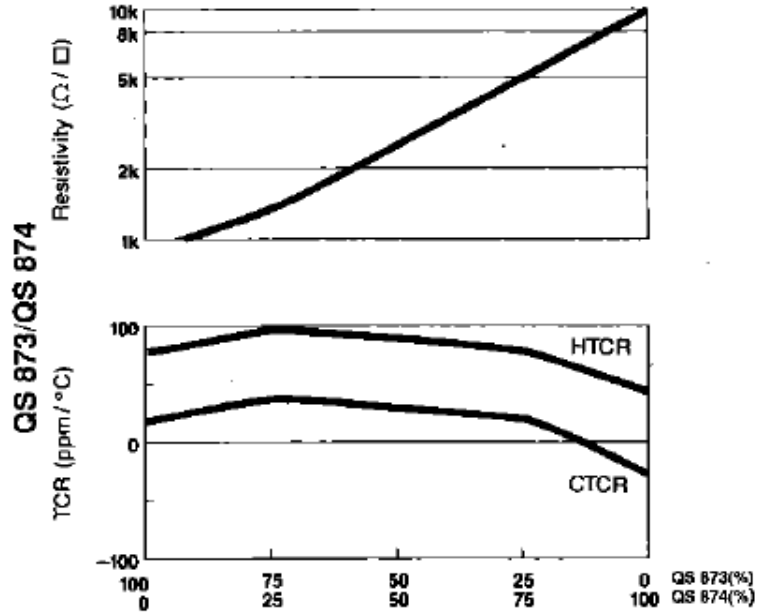
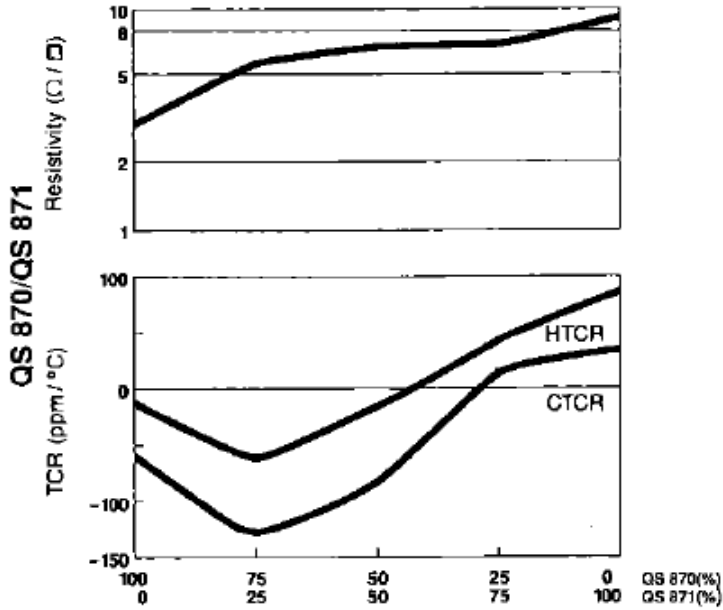
This data is based on 1 mm (40 mil) wide resistors terminated with DuPont QS170 conductor. Both conductor and resistors are fired in the recommended short firing profile with a peak temperature of 850°C.



The miracles of science™

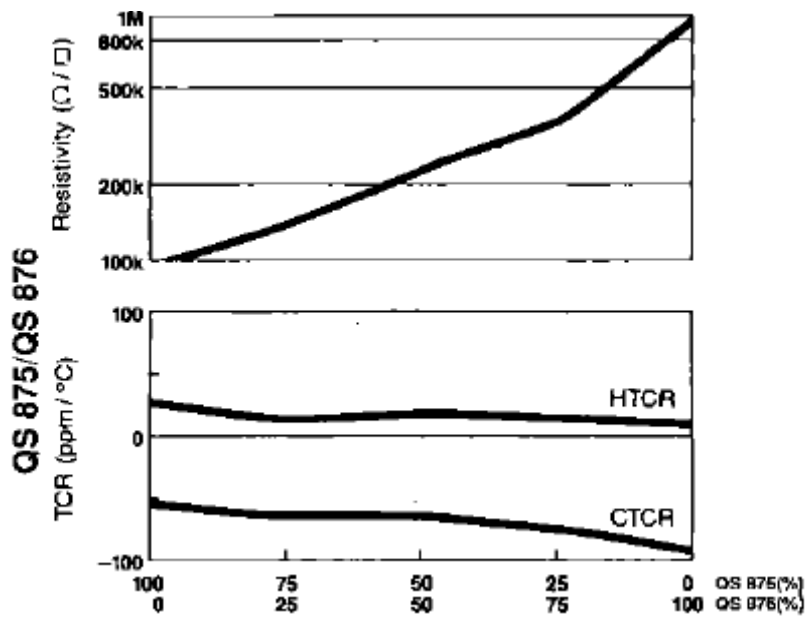
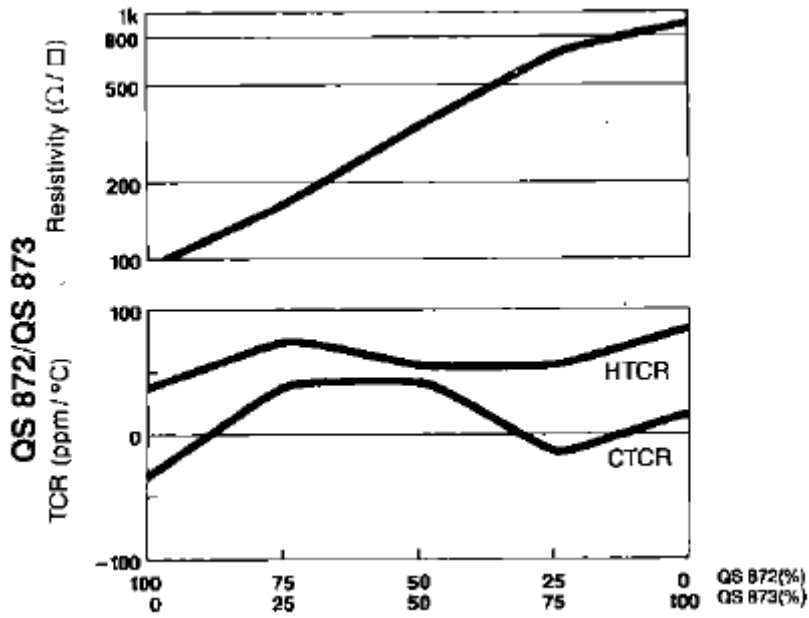
Blend Behavior

The Blend Behavior data is based on test of 1.5 mm x 1.5 mm resistors terminated with DuPont QS170 silver/platinum conductor fired in the recommended short firing profile. HTCR: +25°C to +125°C. CTCR: -55°C to 25°C.



The miracles of science™

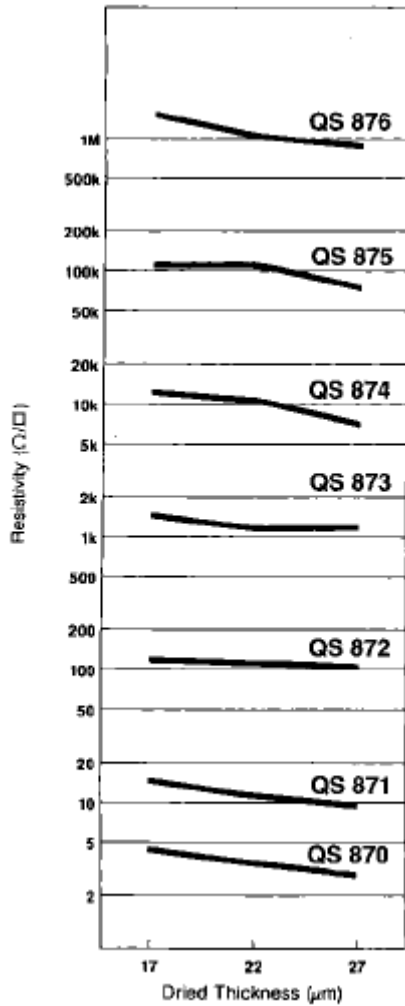
Blend Behavior (cont.)



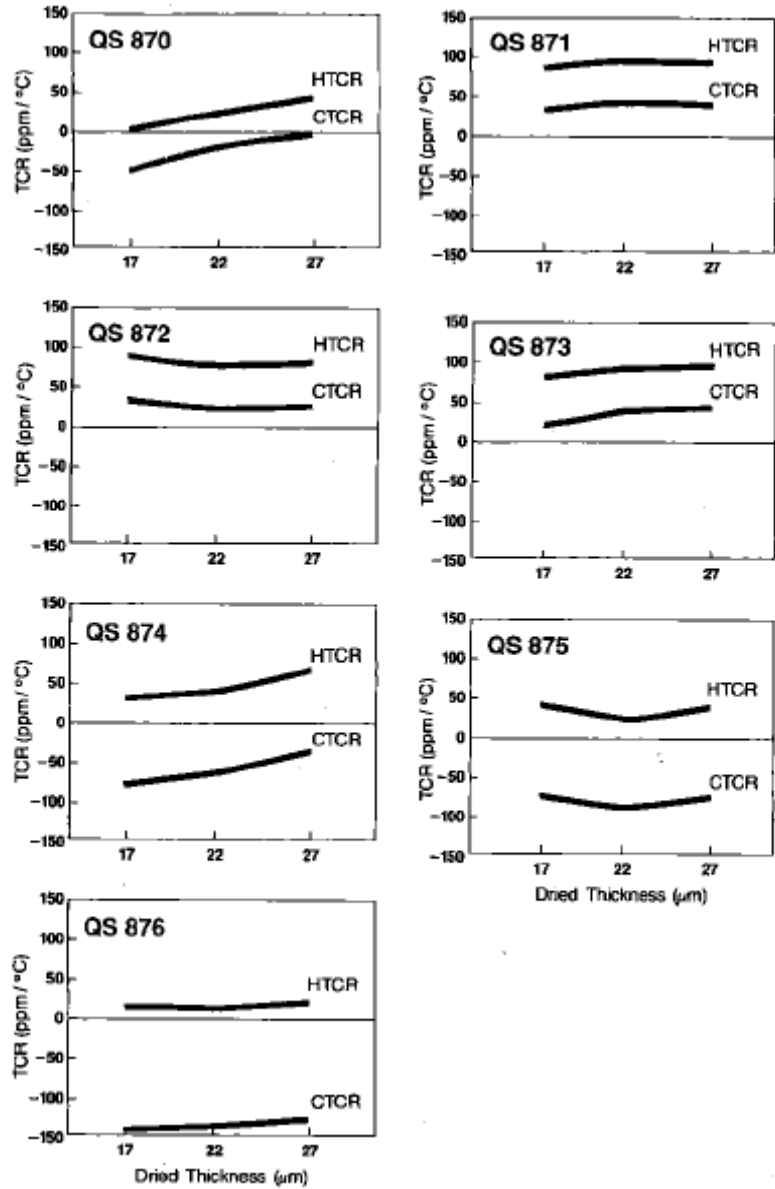
The miracles of science™

Dried Thickness Effect

Resistivity



Temperature Coefficient of Resistance



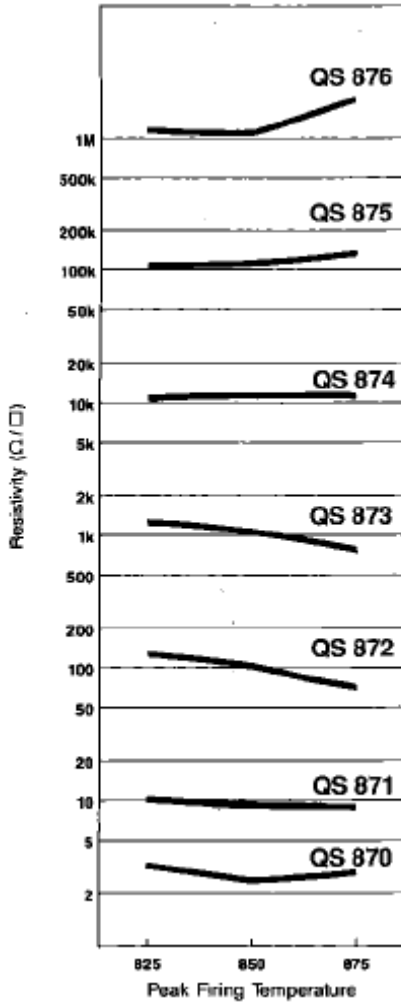
The dried thickness effect data is based on tests of 1.5 mm x 1.5 mm resistors terminated with DuPont QS170 silver/platinum conductor fired in the recommended short firing profile.



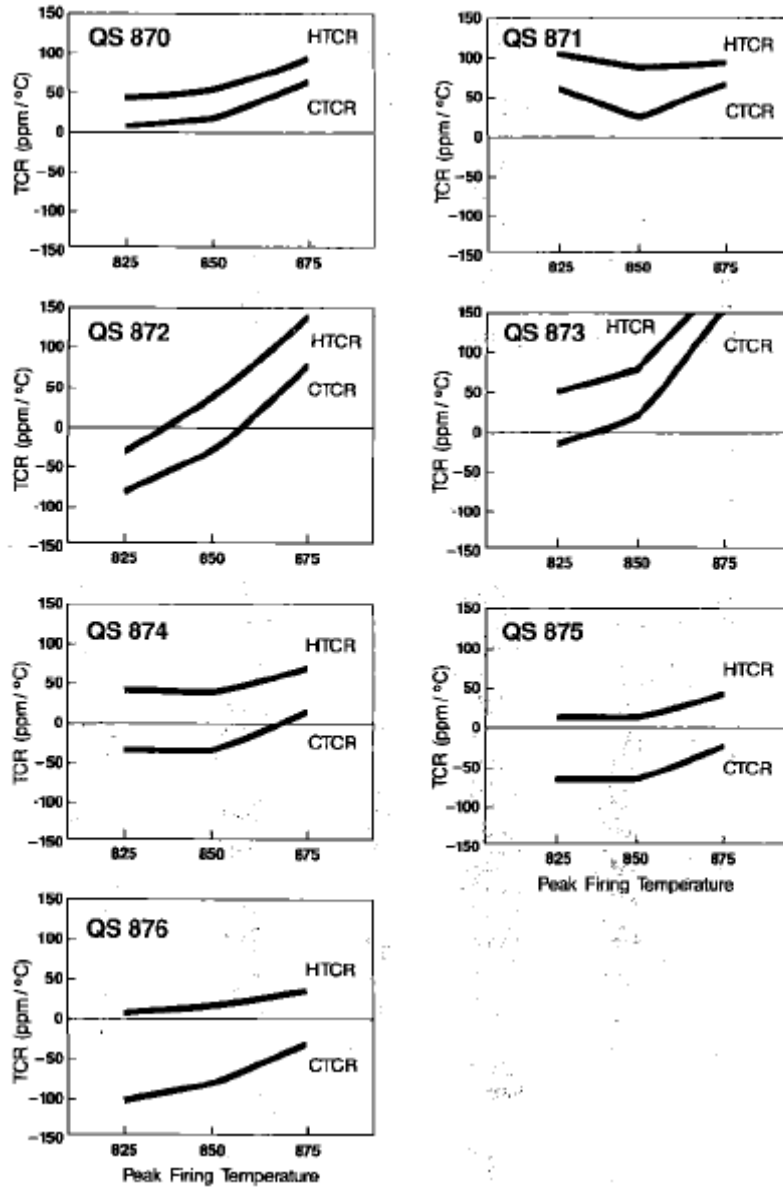
The miracles of science™

Peak Temperature Effect

Resistivity



Temperature Coefficient of Resistance



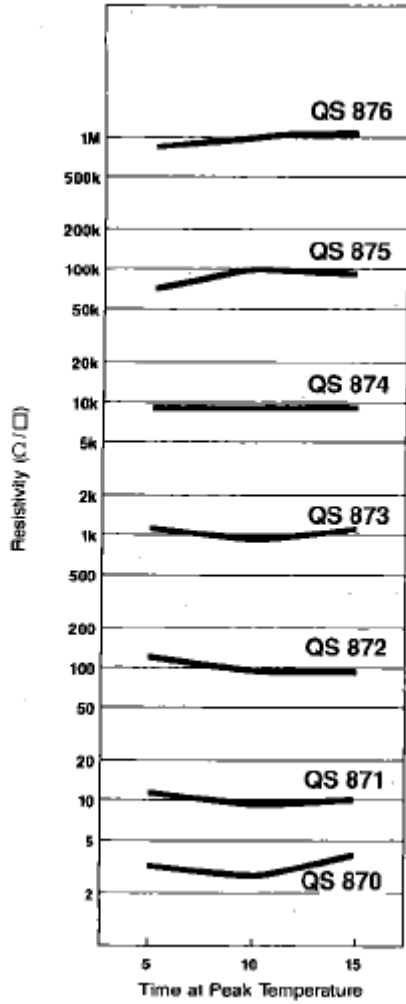
The data is based on tests of 1.5 mm x 1.5 mm resistors terminated with DuPont QS170 silver/platinum conductor fired in the recommended short firing profile. Peak temperature is held for 10 minutes and varied from 825°C to 875°C.



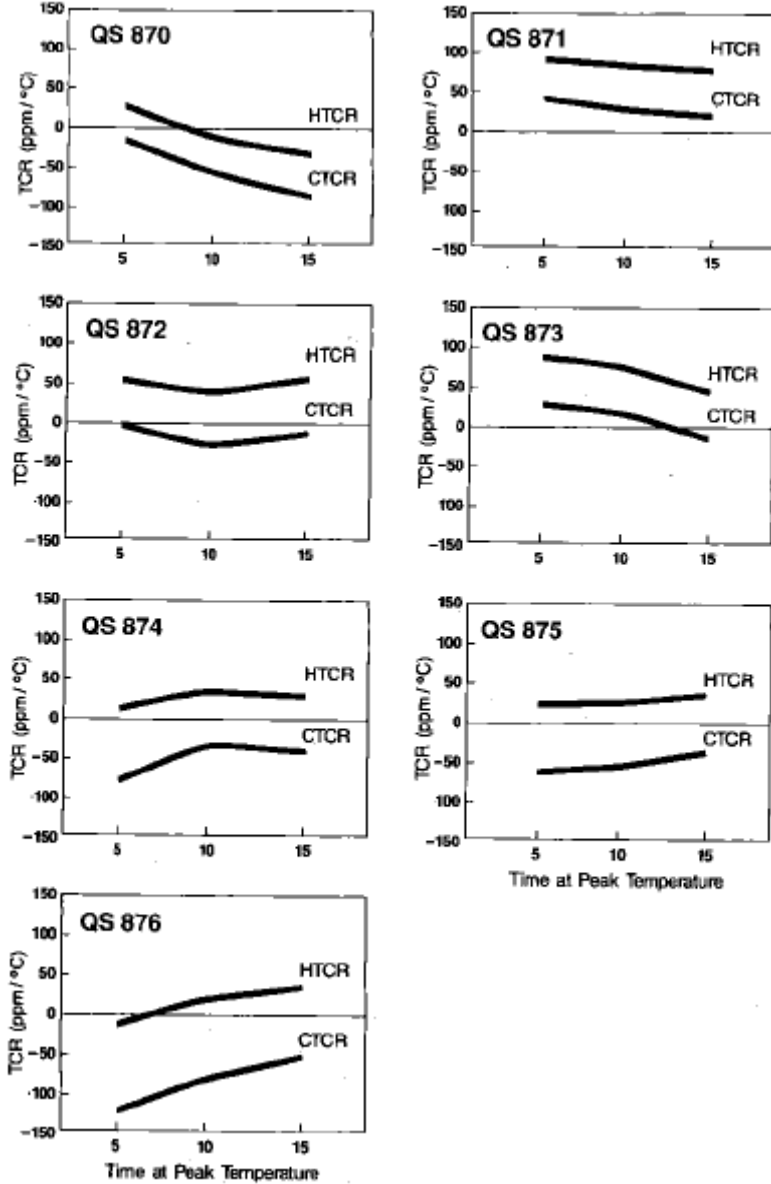
The miracles of science™

Peak Time Effect

Resistivity



Temperature Coefficient of Resistance



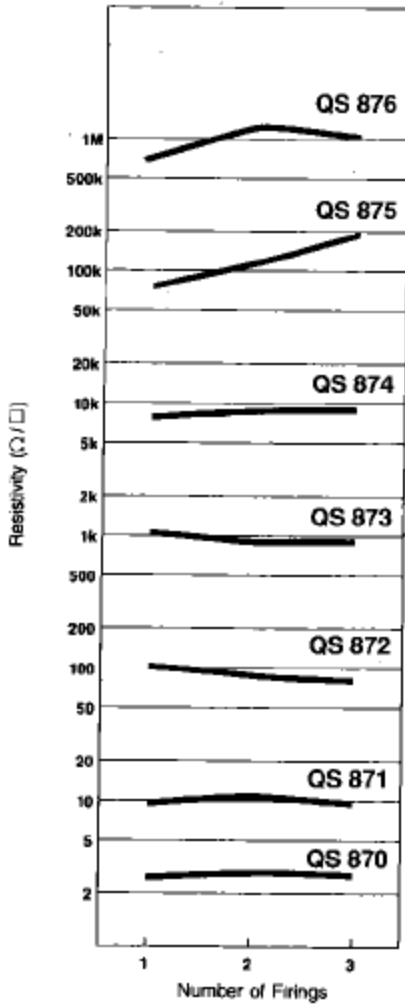
The data is based on tests of 1.5 mm x 1.5 mm resistors terminated with DuPont QS170 silver/platinum conductor fired in the recommended short firing profile to a peak temperature of 850°C.



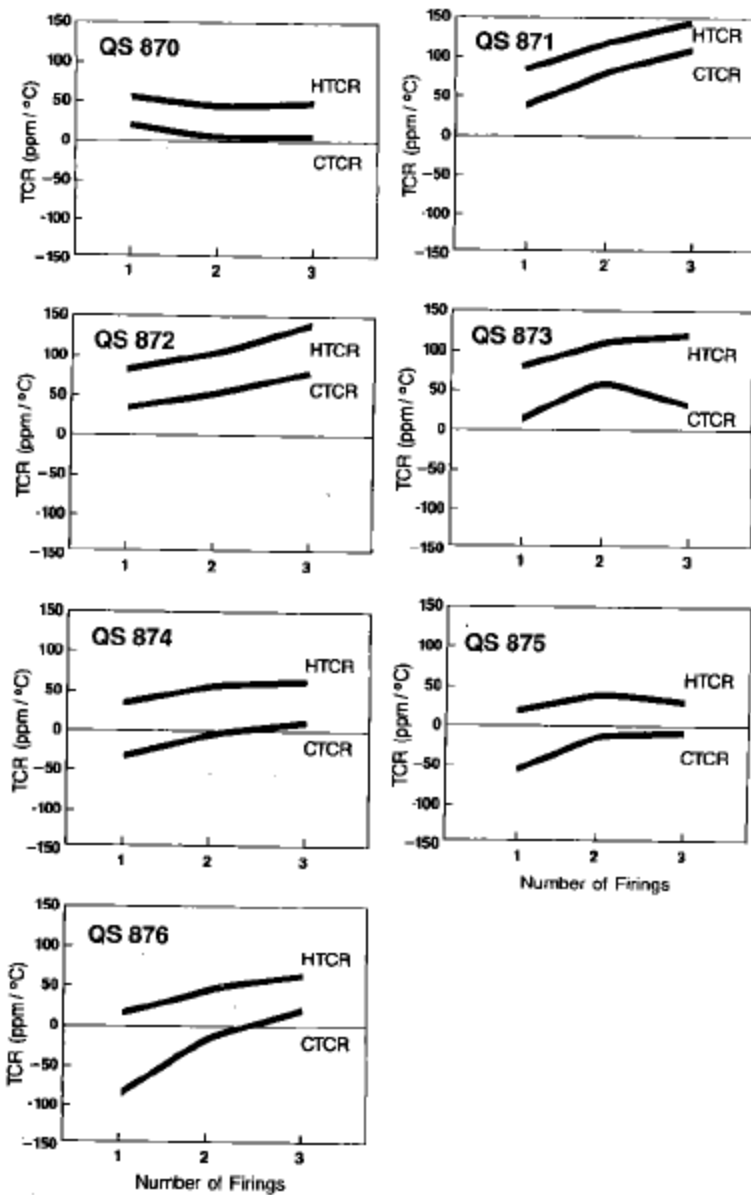
The miracles of science™

Refire Effect

Resistivity



Temperature Coefficient of Resistance

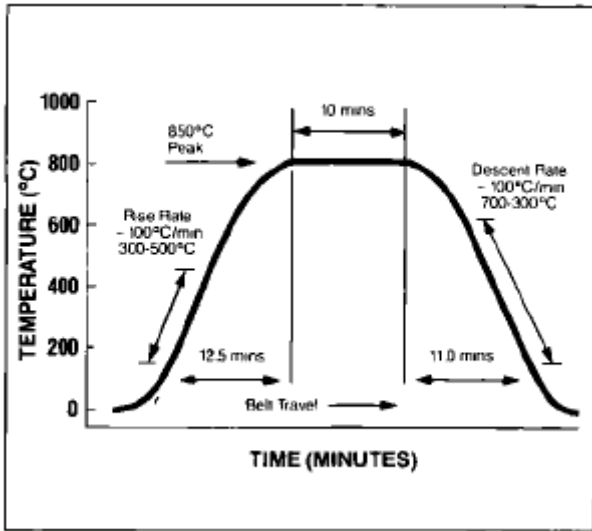


The data is based on tests of 1.5 mm x 1.5 mm resistors terminated with DuPont QS170 silver/platinum conductor fired in the recommended short firing profile. Time at peak temperature is varied from 5 to 15 minutes.



The miracles of science™

Recommended Short Firing Profile



Copyright © 2009 DuPont. All rights reserved. The DuPont Oval, DuPont™, The miracles of science™, Green Tape™ and all products or words denoted with ® or ™ are registered trademarks or trademarks of E. I. du Pont de Nemours and Company or its affiliates ("DuPont").

NO PART OF THIS MATERIAL MAY BE REPRODUCED, STORED IN A RETRIEVAL SYSTEM OR TRANSMITTED IN ANY FORM OR BY ANY MEANS ELECTRONIC, MECHANICAL, PHOTOCOPYING, RECORDING OR OTHERWISE WITHOUT THE PRIOR WRITTEN PERMISSION OF DUPONT.

Caution: Do not use in medical applications involving implantation in the human body or contact with internal body fluids or tissue unless the product is provided by DuPont under a formal written contract consistent with the DuPont Policy Regarding Medical Applications of DuPont Materials H-50103-2 ("Medical Applications Policy") and which expressly acknowledges the contemplated use. For additional information, please request a copy of DuPont Medical Caution Statement H-50102-2 and the DuPont Medical Applications Policy.

The information provided herein is offered for the product user's consideration and examination. While the information is based on data believed to be reliable, DuPont makes no warranties, expressed or implied as to the data's accuracy or reliability and assumes no liability arising out of its use. The data shown are the result of DuPont laboratory experiments and are intended to illustrate potential product performance within a given experimental design under specific, controlled laboratory conditions. While the data provided herein falls within anticipated normal range of product properties based on such experiments, it should not be used to establish specification limits or used alone as the basis of design. It is the product user's responsibility to satisfy itself that the product is suitable for the user's intended use. Because DuPont neither controls nor can anticipate the many different end-uses and end-use and processing conditions under which this information and/or the product described herein may be used, DuPont does not guarantee the usefulness of the information or the suitability of its products in any given application. Users should conduct their own tests to determine the appropriateness of the products for their particular purpose.

The product user must decide what measures are necessary to safely use the product, either alone or in combination with other products, also taking into consideration the conditions of its facilities, processes, operations, and its environmental, health and safety compliance obligations under any applicable laws.

This information may be subject to revision as new knowledge and experience become available. This publication is not to be taken as a license to operate under, or recommendation to infringe any patent.



The miracles of science™

For more information on DuPont QS87 or other DuPont Microcircuit Materials products, please contact your local representative:

Americas

DuPont Microcircuit Materials
14 T.W. Alexander Drive
Research Triangle Park, NC 27709
Tel.: 800-284-3382

Europe

Du Pont (U.K.) Limited
Coldharbour Lane
Bristol BS16 1QD
U.K.
Tel.: 44-117-931-3191

Asia

DuPont Kabushiki Kaisha
DuPont Electronic Center
KSP R&D B213, 2-1, Sakado 3-chome, Takatsu-ku,
Kawasaki-shi, Kanagawa, 213-0012, Japan

Tel: +81-44-820-7575

DuPont Taiwan Ltd
45, Hsing-Pont Road,
Taoyuan, Taiwan 330
Tel.: 886-3-377-3616

DuPont China Holding Co. Ltd
Bldg 11, 399 Keyuan Rd., Zhangji Hi-Tech Park,
Pudong New District, Shanghai 201203, China
Tel.: 86-21-6386-6366 ext.2202

DuPont Korea Inc.
3~5th Floor, Asia tower #726,
Yeoksam-dong, Gangnam-gu
Seoul 135-719, Korea
Tel.: 82-10-6385-5399

E. I. DuPont India Private Limited
7th Floor, Tower C, DLF Cyber Greens,
Sector-25A, DLF City, Phase-III,
Gurgaon 122 002 Haryana, India
Tel.: 91-124-4091818

Du Pont Company (Singapore) Pte Ltd
1 HarbourFront Place, #11-01
HarbourFront Tower One,
Singapore 098633
Tel.: 65-6586-3022

<http://mcm.dupont.com>