



Automotive Systems



Primers, Cleaners and Accessories

BETAPRIME™ 5504G All-in-One Primer

- One primer for all your priming needs, including glass, frit, bare metal, paint, any nicks and scratches in the paint, large areas of bare metal and encapsulations (RIM, PVC and PAAS)
- Simplifies and speeds the installation process by eliminating the need to shake the bottle and ensuring the correct primer is used every time
- Use in temperatures as low as 0°F (-18°C)

BETABRADE™ F1

- Not all contamination is visible, helps eliminate the guesswork
- Removes heavy surface contamination on glass, such as silicone, oils and wax

BETACLEAN™ GC-800

- Leaves a clean, streak-free finish and prepares the windshield for priming
- May be used as a cutout lubricant



www.DowARG.com

Primers

BETAPRIME™ 5504G All-in-One Primer

- Advanced formulation BETAPRIME™ 5504G no longer requires shaking
- Compatible with all BETASEAL™ urethane adhesive systems
- Use on all common aftermarket substrates: glass, frit, bare metal, paint, any nicks and scratches in the paint, large areas of bare metal and encapsulations (RIM, PVC, and PAAS)
- Reduces cost and optimizes inventory
- Simplifies the installation process by eliminating the need to shake the bottle and ensuring the correct primer is used every time
- Effective in treating larger bare metal areas – allows for corrosion treatment in the field
- Dries in just two minutes in temperatures 20°F (-7°C) and above and in just 10 minutes between 0°F (-18°C) and 20°F (-7°C)



Cleaners

BETABRADE™ F1 Surface Contamination Remover

- Simple, easy, time-saving application
- Visible – so you can make sure you've applied it thoroughly
- Safe for the installer – no spraying or atomization
- Will not damage or blemish the glass



BETACLEAN™ GC-800 Glass and Surface Cleaner

- Aggressive formula cuts through most contaminants
- Evaporates quickly to save time and ensure a dry, residue-free bonding surface
- Sprays on and wipes off
- Foams for best dirt, road film and grease cleanup
- Does not run
- May be used as a cutout lubricant



BETACLEAN™ U-424 Urethane Adhesive Cleaner

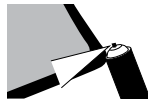
- Safely removes any uncured urethane
- Contains no petroleum solvents
- Safe for use around most auto paint finishes, vinyl roof fabrics or unpainted dashboards
- Allows for quick and easy cleanup



Glass Preparation

Cleaning preparation for most replacement glass:

1. Spray glass bonding surface and vision area with BETACLEAN™ GC-800.
2. Wipe glass clean with a lint-free paper towel taking care not to drag dirt from the center onto the bonding surface.
3. Inspect replacement glass for defects, damage or signs of contamination.
4. Many contaminants are difficult to detect and remove. Use of BETABRADE™ F1 Surface Contamination Remover to remove contamination is recommended.
5. Shake BETABRADE™ F1 bottle for 10 seconds.
6. Apply 2 mm thin line of BETABRADE™ F1 around entire glass bonding area.
7. Scrub the bonding area with a lint-free paper towel until BETABRADE™ F1 is dry.
8. Spray entire windshield with BETACLEAN™ GC-800 and wipe clean with a lint-free paper towel to ensure it is clean and free of any traces of BETABRADE™ F1 in the bondline.



NOTE: Traces of BETABRADE™ F1 outside of bonding areas will not affect the adhesive bond.

Cleaning RIM or PVC encapsulated bonding surfaces:

1. Spray encapsulation with BETACLEAN™ GC-800.
2. Scrub area vigorously with an abrasive pad, then clean again with BETACLEAN™ GC-800 and lint-free paper towel and allow to dry completely.
3. Do not use BETABRADE™ F1 on encapsulated surfaces.



Once glass is clean, follow these priming steps:

1. Check the expiration date on the container. BETAPRIME™ 5504G All-in-One Primer has an open life of 14 days.
2. The primer bottle no longer requires shaking*.



For fritted glass and encapsulated (RIM, PVC and PAAS) bonding surfaces:

2. Apply BETAPRIME™ 5504G All-in-One Primer with a clean wool dauber in one, even, wet coat, moving the dauber in the same direction.
3. Allow primer to dry for 2 minutes at 20°F (-7°C) and above. From 20°F (-7°C) down to 0°F (-18°C), allow primer to dry for 10 minutes.

For non-fritted glass (internal or external):

2. Apply BETAPRIME™ 5504G All-in-One Primer with a clean wool dauber in one, even, wet coat, moving the dauber in the same direction.
3. Allow primer to dry for 2 minutes at 20°F (-7°C) and above. From 20°F (-7°C) down to 0°F (-18°C), allow primer to dry for 10 minutes.
4. Apply a second coat of BETAPRIME™ 5504G and allow to dry for 2 minutes at 20°F (-7°C) and above. From 20°F (-7°C) down to 0°F (-18°C), allow primer to dry for 10 minutes.



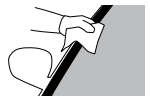
NOTE: In cold temperatures, BETAPRIME™ 5504G may have a wet appearance – this is normal as long as proper dry times are followed.

* Advanced formulation BETAPRIME™ 5504G All-in-One Primer no longer requires shaking. However, shaking won't have a negative effect on the performance.

Vehicle Body Preparation

Cleaning the vehicle body:

1. Remove all trim and moldings.
2. Remove glass using the preferred method.
3. Clean any dirty areas on the bonding surface with a clean towel sprayed with BETACLEAN™ GC-800 or water to remove as much dirt and debris as possible.
4. Trim existing urethane bead down to 1-2 mm.

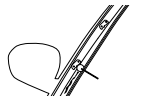


Once body surface is clean and dry, follow these priming steps:

1. Check the expiration date on the container. BETAPRIME™ 5504G All-in-One Primer has an open life of 14 days.
2. The primer bottle no longer requires shaking*.



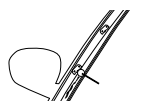
CAUTION: Do not reinsert (double dip) the dauber into the primer bottle if it has touched the body of the vehicle. This could contaminate the remaining primer in the bottle.



For priming any areas of bare metal (large or small, including scratches):

3. Apply one coat of BETAPRIME™ 5504G All-in-One Primer with a clean wool dauber to any scratches in the paint or large areas of bare metal.
4. Allow primer to dry for 2 minutes at 20°F (-7°C) and above. From 20°F (-7°C) down to 0°F (-18°C), allow primer to dry for 10 minutes.
5. Apply a second coat of BETAPRIME™ 5504G and allow primer to dry for 2 minutes at 20°F (-7°C) and above. From 20°F (-7°C) down to 0°F (-18°C), allow primer to dry for 10 minutes.

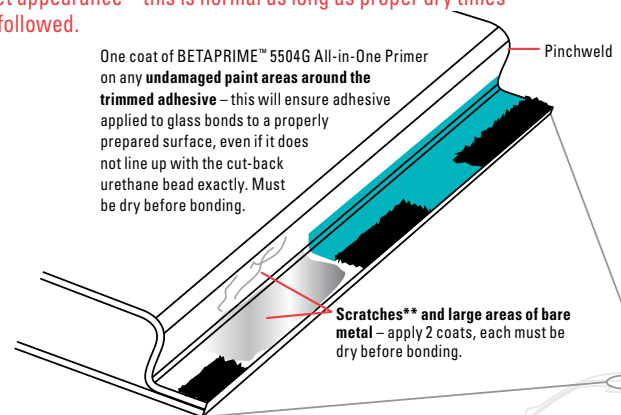
NOTE: Scratches well outside of the bonding area do not have to be completely dry at the time of installation.



For priming painted bonding surfaces (no bare metal):

3. Apply one coat of BETAPRIME™ 5504G All-in-One Primer with a clean wool dauber to the painted area where original adhesive may have peeled off or to extend the bonding area when applying adhesive to the glass part.
4. Allow primer to dry for 2 minutes at 20°F (-7°C) and above. From 20°F (-7°C) down to 0°F (-18°C), allow primer to dry for 10 minutes.

NOTE: In cold temperatures, BETAPRIME™ 5504G may have a wet appearance – this is normal as long as proper dry times are followed.



** Scratches well outside of the bonding area do not have to be completely dry at the time of installation.



Additional Tools

U-420 Daubers Standard – for Glass and Body Primers

U-422 Daubers Small – for Body Primers

- Small and standard head sizes available – small size for body application and standard size for glass application
- Lint-free wool dauber will not contaminate surfaces
- Use a new dauber for each primer application
- Available in 144-count bags
- Tangle-free design



TP-1 Tooling Paddles

- Improves the bead profile
- Provides a smooth, professional finish



NFD Norton Foam Dam Tape

- Specified on OEM service bulletins
- Open-cell foam permits moisture to pass and promotes adhesive cure
- Adhesive on one side for better after- set positioning of the glass

Applicator – G41004 Professional Gun 18:1

- Easily pumps high viscosity adhesive (18:1 ratio)
- Comfortable hand grip
- Quick and efficient loading and unloading 10.5 oz cartridge size



Shelf Life

Maximum shelf life, as stated on product packaging, is achieved when the product is stored at an ambient temperature that does not continuously exceed 110°F (43.3°C).

System Compatibility

Use no other manufacturers' primers, cleaners or other chemicals in conjunction with any BETASEAL™ adhesive system.

www.DowARG.com



Automotive Systems

Dow Automotive Systems | 1250 Harmon Road | Auburn Hills, MI 48326 USA
Telephone: +1-800-453-3779 (toll free) | Email: fxddarg@dow.com

®™ Trademark of The Dow Chemical Company ("Dow") or an affiliated company of Dow.

Form Number 299-52232-08/16-01A