

DuPont™ Vespel® Parts and Shapes: Sealing Solutions

Replacing metal-to-metal seals with Vespel® SP and SCP grades

Challenges


Seals are essential to prevent leakage in critical components, such as valves, pumps, and piping. They must endure challenging environments for sustained reliability.

- Metal-to-metal seals are expensive to fabricate requiring hard facing and multiple lapping steps in order to achieve low leak rates
- Increasingly demanding environments such as high temperature and pressure while maintaining sufficient compression strength and creep resistance necessary for seal longevity
- Most engineering plastics deteriorate quickly at high temperatures or cannot withstand thermal cycling

Solutions

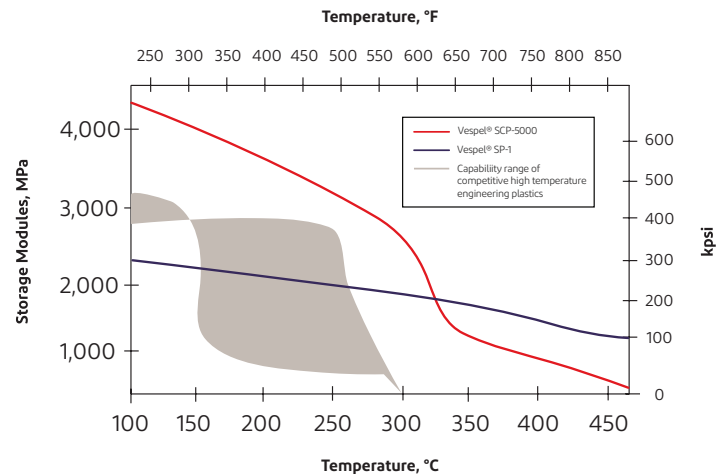
Sealing components made from the Vespel® SP and SCP families of products enable the combination of capabilities to meet demanding applications.

- Vespel® SP and SCP parts offer consistent properties maintaining tight seals across a wide range of temperatures
- High compressive strength and low creep rate enable higher operating pressures for long durations
- Low coefficient of friction and low wear rates between mating surfaces generate longer part life and clean environments (bearing grades)
- Vespel® SP and SCP parts and shapes can be machined to tight tolerances and sealing surface finishes using conventional machining techniques



Vespel® SP and SCP parts and shapes can be used for sealing components like valve seals, ferrules, and gaskets to achieve bubble-tight closure at high temperatures.

Flexural Stiffness by Dynamic Mechanical Analysis: DuPont™ Vespel® SP-1 and SCP-5000 versus Competitive High-Temperature Engineering Plastics Used for Seals



Key Take-Away:

The science of Vespel® parts and shapes help jet engines run reliably and efficiently; keeps transmissions shifting longer; helps snowmobiles run smoother; keeps tractors working longer; and helps parts endure extreme environments from reactor chambers to deep space.

Vespel® polyimide polymers are superb material solutions for dynamic and static sealing applications. Vespel® polymers provide long life and sealing in extreme environments where other engineering plastics fail, and where metal-to-metal seals were previously considered the only option.

Benefits of Vespel® Parts and Shapes

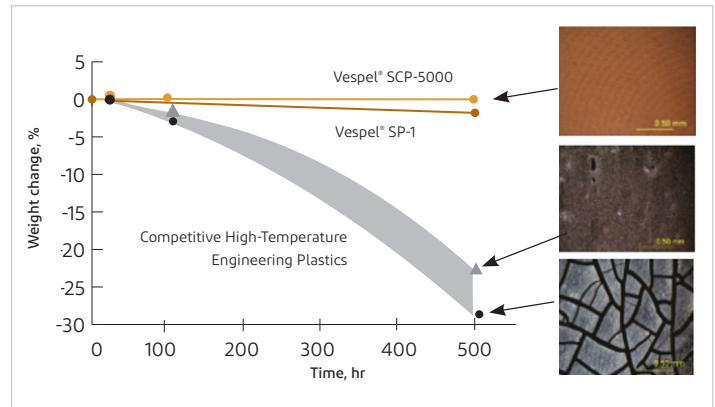
- Reduce total cost of ownership versus metal-to-metal seals
- Thermal degradation resistance can reduce life cycle cost via longer component life
- Lower coefficient of friction leads to smaller, lighter, and less expensive actuator components

Properties

Ability to withstand harsh environments. Temperature up to 550 °F for extended periods of time and excursions to 900 °F.

- High vacuum compatible
- Broad chemical compatibility
- Plasma and radiation resistant
- Self lubricating
- Oxygen service compatible

Weight Loss Test Results – Exposure to Air at 662 °F DuPont™ Vespel® Retains Its Weight and Shape



All samples were solid cylinders 10 mm diameter by 20 mm long. All samples dried at 248 °F for 4 hours prior to test.

Typical Properties – DuPont™ Vespel® Isostatic Shape Grades

ASTM Method	Units	Vespel® SP					Vespel® SCP			
		SP-1 Unfilled	SP-21 Enhanced wear resistance	SP-22 Maximum creep resistance	SP-211 Lowest static friction	SP-3 Vacuum Bearing Grade	SCP-5000 Unfilled	SCP-50094 Highest PV limit grade	SCP-5050 Lowest CTE	
Mechanical										
Tensile Strength, 23 °C (73 °F)	D1708/D638	MPa (kpsi)	86.2 (12.5)	65.5 (9.5)	61.7 (7.5)	44.8 (6.5)	56.5 (8.2)	1603 (23.6)	47 (26)	72 (10.5)
Tensile Strength, 260 °C (500 °F)	D1708/D638	MPa (kpsi)	41.4 (6.0)	37.9 (5.5)	23.4 (3.4)	24.1 (3.5)		62 (9)	95	39 (5.6)
Elongation at Break, 23 °C (73 °F)	D1708/D638	%	7.5	4.5	3.0	3.5	4.0	7.5	0.08	2.5
Elongation at Break, 260 °C (500 °F)	D1708/D638	%	6.0	3.0	2.0	3.0		49.0	13.0	5.3
Flexural Modules, 23 °C (73 °F)	D790	MPa (kpsi)	3100 (450)	3790 (550)	4830 (700)	3100 (450)	3280 (475)	5760 (836)	6360 (923)	7790 (1,130)
Flexural Modules, 260 °C (500 °F)	D790	MPa (kpsi)	1720 (250)	2550 (370)	2760 (400)	1380 (200)	1860 (270)	3010 (436)	3540 (514)	5100 (740)
Compressive Stress at 10% stain, 23 °C (73 °F)	D695	MPa (kpsi)	133 (19.3)	133 (19.3)	112 (16.3)	102 (14.8)	128 (18.5)	230 (33.4)	220 (31.9)	172 (25)
Deformation Under 13.8 MPa (2,000 psi) load	D621	%	0.14	0.10	0.08	0.13	0.12	0.05	0.05	0.03
Friction										
Coeff. of Friction at PV = .875 MPa m/s (25,000 psi-ft/min)*			0.29	0.24	0.20	0.12	0.25	0.26	0.25	
Coeff. of Friction at PV = 3.5 MPa m/s (100,000 psi-ft/min)*				0.12	0.09	0.08	0.17	0.15	0.07	
Static Coeff. of Friction in Air*			0.35	0.30	0.27	0.20				
PV Limit (unlubricated)**		MPa-m/s (kpsi ft/min)		12.3 (350)	12.3 (350)	3.5 (100)			17.5 (500)	
Other Properties										
Coeff. of Thermal Expansion, 23-300 °C (73-572 °F)	E831	µm/m/K (10-6 in/in °F)	54 (30)	49 (27)	38 (21)	54 (30)	52 (29)	47 (26)	43 (24)	29 (16)
Hardness	D785	Rockwell E	45-60	25-45	5-25	1-20	40-55	95	91	63
Water Absorption, 24 hr at 23 °C (73°F)	D570	%	0.24	0.19	0.14	0.21	0.23	0.08	0.06	0.04

* Versus carbon steel, steady state, unlubricated, in air, thrust bearing.

** PV limits for any material vary with different combinations of pressure and velocity as well as other conditions.

Visit us at Vespel.com

The information set forth herein is furnished free of charge, is based on technical data that DuPont believes to be reliable and represents typical values that fall within the normal range of properties. This information relates only to the specific material designated and may not be valid for such material used in combination with other materials or in other processes. It is intended for use by persons having technical skill, at their own discretion and risk. This information should not be used to establish specification limits nor used alone as the basis of design. Handling precaution information is given with the understanding that those using it will satisfy themselves that their conditions of use present no health or safety hazards and comply with applicable law. Since conditions of product use and disposal are outside our control, we make no warranties, express or implied, and assume no liability in connection with any use of this information. As with any product, evaluation under end use conditions prior to specification is essential. Nothing herein is to be taken as a license to operate or a recommendation to infringe on patents.

CAUTION: Do not use DuPont materials in medical applications involving implantation in the human body or contact with internal body fluids or tissues unless the material has been provided from DuPont under a written contract that is consistent with the DuPont policy regarding medical applications and expressly acknowledges the contemplated use. For further information, please contact your DuPont representative.

DuPont's sole warranty is that our products will meet our standard sales specifications in effect at the time of shipment. Your exclusive remedy for breach of such warranty is limited to refund of purchase price or replacement of any product shown to be other than as warranted. TO THE FULLEST EXTENT PERMITTED BY APPLICABLE LAW, DUPONT SPECIFICALLY DISCLAIMS ANY OTHER EXPRESS OR IMPLIED WARRANTY OF FITNESS FOR A PARTICULAR PURPOSE, MERCHANTABILITY, OR NON INFRINGEMENT. DUPONT DISCLAIMS LIABILITY FOR ANY SPECIAL, INCIDENTAL, OR CONSEQUENTIAL DAMAGES.

DuPont™, the DuPont Oval Logo, and all trademarks and service marks denoted with ™, SM or ® are owned by affiliates of DuPont de Nemours, Inc. unless otherwise noted. © 2023 DuPont. All rights reserved.

Reference No. VPE-A40088-00-A0123 CDP



dupont.com