



# DuPont™ Vespel® Parts in Space and Satellite Applications

## Performance and stability at low temperatures, high vacuum and radiation conditions

- Bearings | Bushings
- Transfer vehicle wheels
- Seals
- Locking fasteners
- Camera lens retainers and centering rings
- Space boot components
- Valve components
- Thermal blanket | MLI clips
- Electrical insulators
- Thermal isolators
- Radomes
- Splines

## Typical application benefits...

Vespel® parts value in aerospace

-  Reduced Weight
-  Lower Friction
-  Low Outgassing
-  Increased Part Wear Life
-  Radiation Resistance
-  Broad Temperature Range and Cryogenic Performance

## Radiation

Torlon®-4203 samples showed ~60x higher wear compared to Vespel® SCP-5050 ISO material at high radiation exposure (10 Mrad). Compared to other polymeric materials in the study, Vespel® parts demonstrated excellent radiation stability. COF, wear properties, and mechanical properties stayed nearly unchanged after exposure to high dosage of radiation.

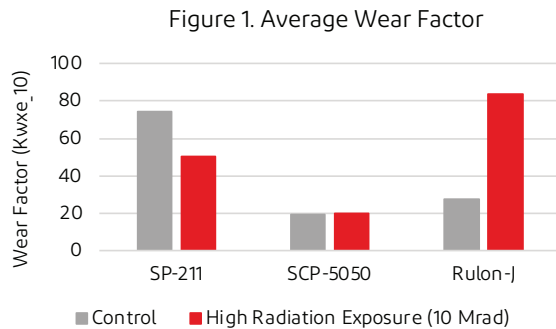


Figure 1. PV testing performed by DuPont, Radiation Exposure performed by Naval Research Lab. Experiment Parameters: 188.55 PSI, 137.80 fpm, 24 hr duration, mating surface 4620 steel. PV: 25,982 lb-ft/in<sup>2</sup>-min.

# Cryogenic Wear and Friction

- Compared to other unfilled (neat) polymeric materials, DuPont™ Vespel® parts have significantly improved coefficient of friction and wear rate in air, gaseous, and liquid hydrogen compared to PEEK.

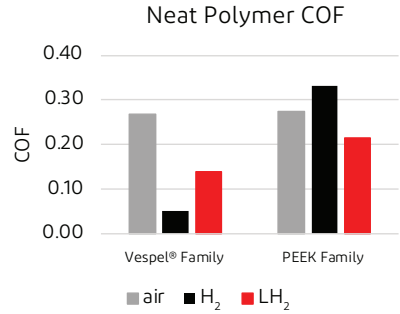


Figure 2. COF for unfilled Vespel® vs. PEEK

- Vespel® filled composite grades have a much lower wear rate compared to PEEK materials at liquid hydrogen temperatures

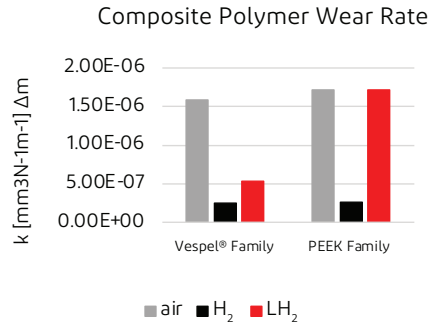


Figure 3. Wear rate for filled Vespel® vs. PEEK

COF and wear and friction for Neat polymers of the Vespel® and PEEK family, data generated by the BAM Bundestanalt für Materialforschung und – prüfung by Mrs. Theiler, Counterface AISI 304, Ra ~ 0.2 µm, sliding speed v = 0.2 m/s, contact pressure 3 MPa.

# Vespel® Parts for Satellite Applications



**Thermal Blanket Clips or Multi Layer Insulation (MLI) Clips**  
Geostationary orbit (GEO) satellites utilize Vespel® SP-1 MLI clips to provide thermal insulation in a wide temperature range (-195 °C to 260 °C) with high thermal gradients and changes.



**Radomes**  
Low earth orbit (LEO) nanosatellites utilize Vespel® SP-1 radomes for S band and X band microwave frequencies. The transparency to microwave frequencies, strong radiation resistance, and thermal stability make Vespel® SP-1 the preferred material selection.



**Ion Thrusters Insulation Spacer**  
Vespel® supports field emission electric propulsion (FEEP) thrusters with Vespel® SCP – 5000 insulation spacers. Vespel® SCP – 5000 parts provides electrical and thermal insulation with low outgassing at -180 °C to 250 °C and higher mechanical strength than Vespel® SP – 1 parts.

- Vespel® materials perform excellently under high vacuum and cryogenic test conditions. There are a wide range of Vespel grades that can provide a variety of wear properties for your specific application needs.

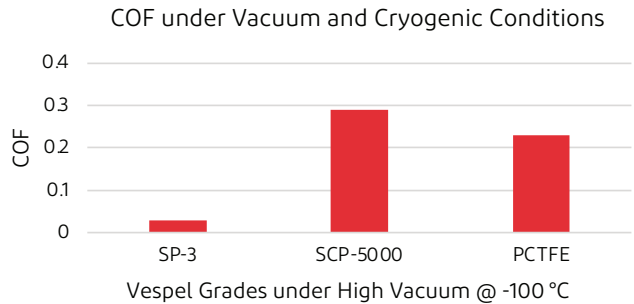


Figure 4. Data generated by the Florida A&M University-Florida State University College of Engineering. Department of Mechanical Engineering. Experiment parameters: 2.5 Mpa, 50mm/s, 20mm stroke, 30k cycles at -100 °C and 10e-6 mbar vacuum.

Visit us at [vespel.com](http://vespel.com)

The information set forth herein is furnished free of charge and is based on technical data that DuPont believes to be reliable and falls within the normal range of properties. It is intended for use by persons having technical skill, at their own discretion and risk. This data should not be used to establish specification limits nor used alone as the basis of design. Handling precaution information is given with the understanding that those using it will satisfy themselves that their particular conditions of use present no health or safety hazards. Since conditions of product use and disposal are outside our control, we make no warranties, express or implied, and assume no liability in connection with any use of this information. As with any product, evaluation under end-use conditions prior to specification is essential. Nothing herein is to be taken as a license to operate or a recommendation to infringe on patents.

**CAUTION:** Do not use in medical applications involving permanent implantation in the human body. For other medical applications, discuss with your DuPont customer service representative and read Medical Caution Statement H-50103-3.

DuPont™, the DuPont Oval Logo, and all products, unless otherwise noted, denoted with ™, sm or ® are trademarks, service marks or registered trademarks of affiliates of DuPont de Nemours, Inc. © 2023 DuPont. All rights reserved.

Form No. VPE-A40071-00-B0623 CDP  
Rev. 0, June 2023

